

## Kit Items

Achieve Maximum Water Savings When You Install Your Kit Items

The Water Detective Kit is packed with products that will help you save water and money. Inside the kit is a parent pack with a Quick Start Guide that offers tips for even more savings. If you need help installing the items in your kit, simply click below to view installation videos or print installation instructions.;





Shower yourself with water and energy savings. Toss out that old, water-wasting showerhead and turn your shower into a money-saving opportunity! The High-Efficiency Showerhead adds pressure and oxygen so you use less water and less energy to heat the water. The average family can save up to 3,000 gallons of heated water a year.

[View Video](#)[Print Instructions](#) [\(/html/assets/pdf/ProductInstallationInstructions\\_Intellishower.pdf\)](/html/assets/pdf/ProductInstallationInstructions_Intellishower.pdf)

## Kitchen Faucet Aerator:

Go with the flow and flip on the savings. The Kitchen Faucet Aerator is a must-have in any kitchen. Choose between a spray or stream and adjust the water flow with the flip control. Every kitchen needs one! This high-efficiency Kitchen Faucet Aerator saves water, energy, and money.



## Bathroom Faucet Aerator:

Rinse away your high water and energy costs. The Bathroom Aerator provides full, strong water pressure while still using a fraction of the water. Save as much as seven gallons of water a day, and pocket the \$20 in savings your family will see in return.

[View Video](#)[Print Instructions](#) [\(/html/assets/pdf/ProductInstallationInstructions\\_BFA-Nub.pdf\)](/html/assets/pdf/ProductInstallationInstructions_BFA-Nub.pdf)



## Digital Thermometer:

Test the temp and take control of your savings. The Digital Thermometer is a complete multifunction tool. Use it to check for leaky windows and doors, check the temperature of your refrigerator and freezer, or check the setting on your water heater.

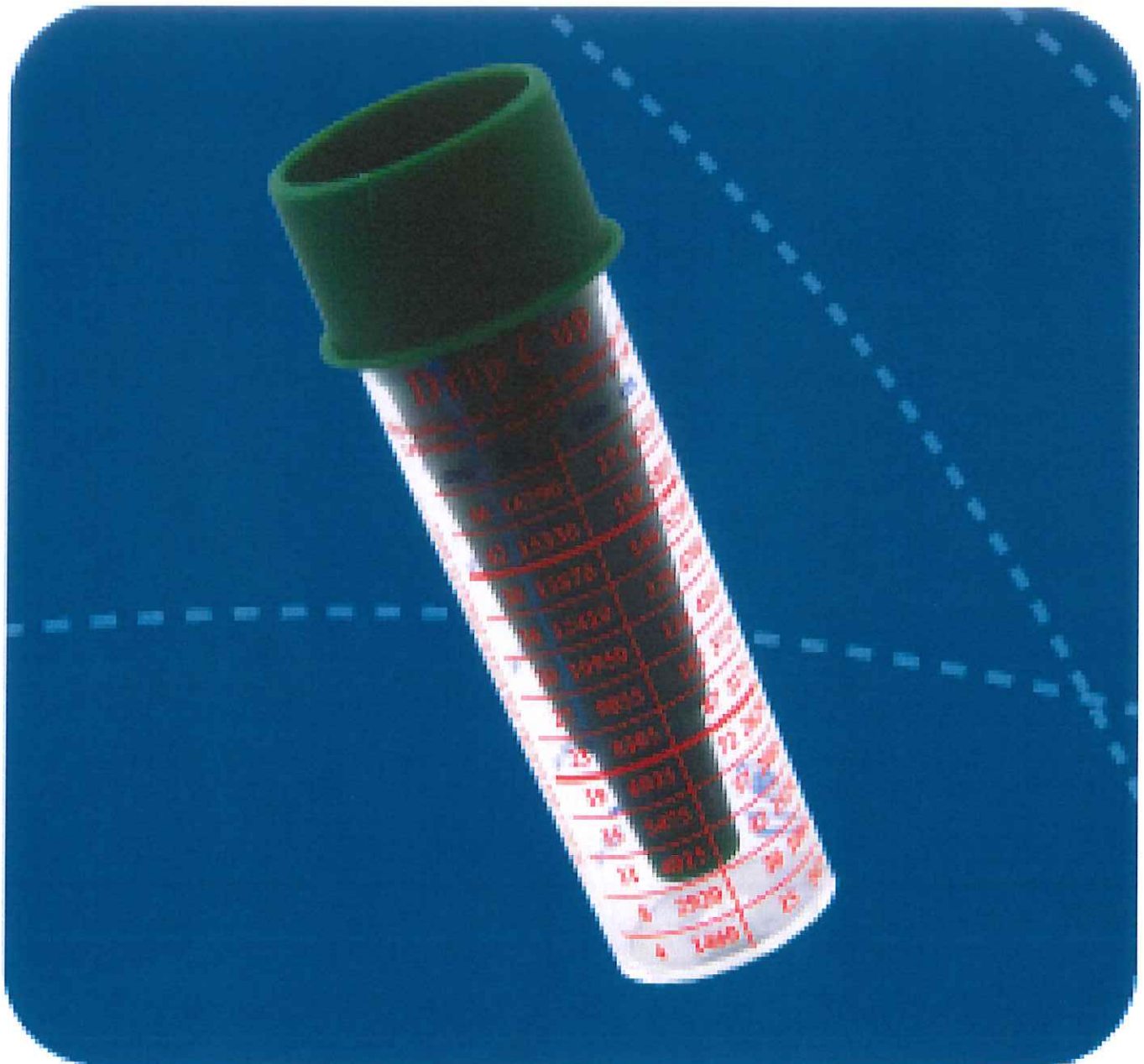
[View Video](#)[Print Instructions](#)[/html/assets/pdf/ProductInstallationInstructions\\_DT.pdf](/html/assets/pdf/ProductInstallationInstructions_DT.pdf)



## Rain/Drip Gauge:

Don't let your savings run down the drain. Stop leaks and decrease water waste with the Rain/Drip Gauge, a multifunctional tool designed to measure water lost from leaking faucets and over-watered lawns. Preventing big water waste and unnecessary bills has never been easier.

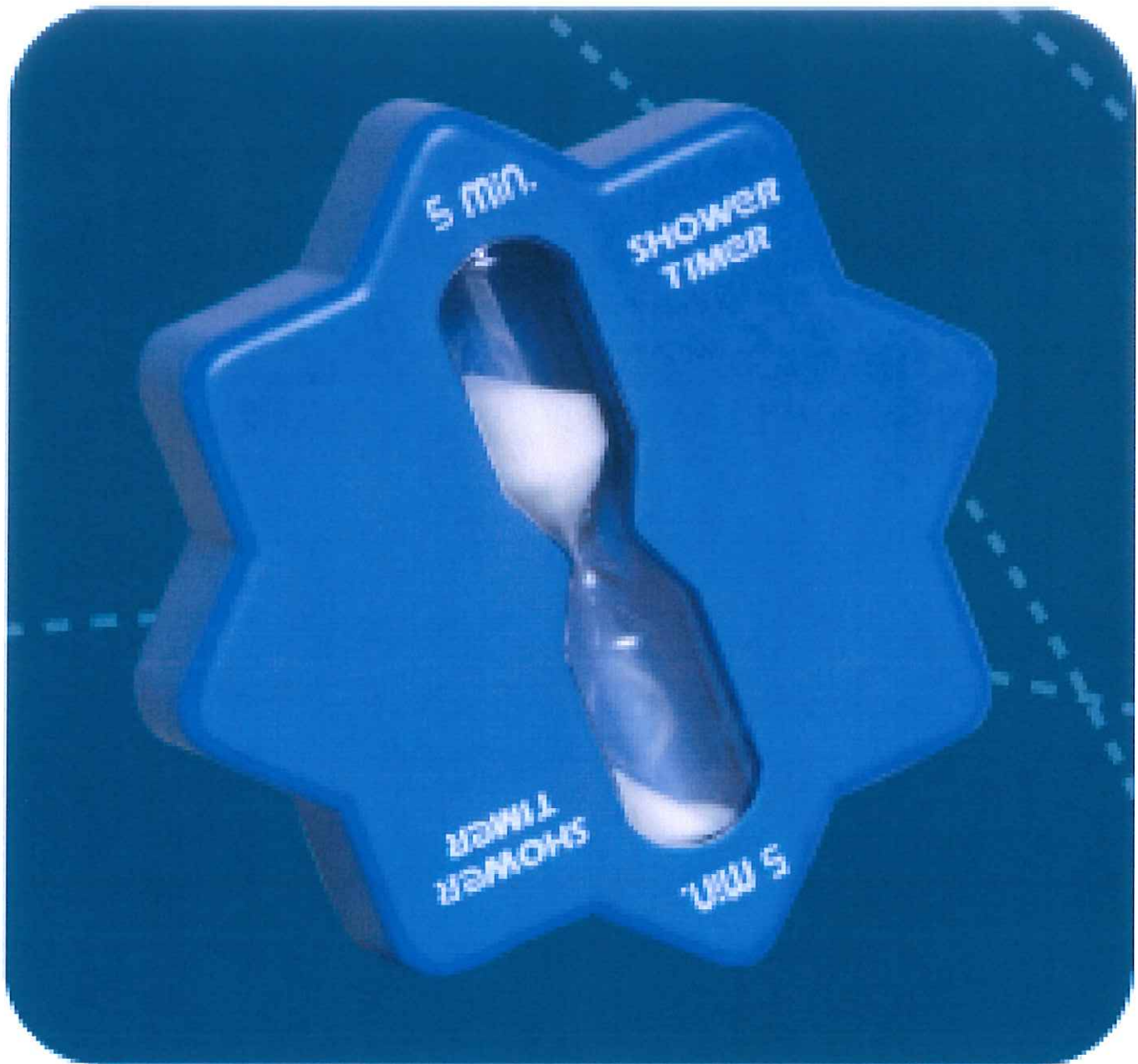
**Print Instructions** ([/html/assets/pdf/ProductInstallationInstructions\\_DRG.pdf](/html/assets/pdf/ProductInstallationInstructions_DRG.pdf))



## 5-Minute Shower Timer:

Become empowered while you shower. The Shower Timer will empower you to conserve water and energy while in the shower. Set to exactly five minutes, this great water-saving device encourages the wise use of water. Simply rotate the shower timer half a turn when you begin your shower, and turn off the shower when the sand runs out.

[View Video](#)[Print Instructions](#) [\(/html/assets/pdf/ProductInstallationInstructions\\_ST.pdf\)](/html/assets/pdf/ProductInstallationInstructions_ST.pdf)



## Flush Saver:

Save water with every flush. The Flush Saver is easy-to-use and requires no maintenance. Simply fill the Flush Saver with water and hang it inside the toilet's tank wall to displace some of the water, thereby you will use less water to fill the tank on each flush. When you consider how many times a day your toilet is flushed, the savings really add up.


[View Video](#)[Print Instructions](#)[/html/assets/pdf/ProductInstallationInstructions\\_FS.pdf](/html/assets/pdf/ProductInstallationInstructions_FS.pdf)



## H2O Flow Diverter

Start saving today by installing the H2O Flow Diverter. The H2O Flow Diverter works by diverting a portion of the water that flows down your toilet's overflow tube into the tank during the fill cycle and diverts it to assist in filling the toilet tank. It is easy to install, there's no maintenance and it reduces the amount of fresh water going down the drain with every flush.

[View Video](#)[Print Instructions](#)[\(/html/assets/pdf/ProductInstallationInstructions\\_H2O-Diverter.pdf\)](/html/assets/pdf/ProductInstallationInstructions_H2O-Diverter.pdf)



## Toilet Leak Detector Tablets:

Stop leaky toilets in their tracks. The Toilet Leak Detector Tablets determine if a leak is present. Simply add them to the tank and wait to see if the dark blue dye appears in the bowl to indicate a leak. Save as much as 73,000 gallons of water a year!

[View Video](#)[Print Instructions](#) [\(/html/assets/pdf/ProductInstallationInstructions\\_TT.pdf\)](/html/assets/pdf/ProductInstallationInstructions_TT.pdf)

**2 LEAK DETECTOR TABLETS**  
**INSTRUCTIONS:**

1. REMOVE TANK COVER CAREFULLY.
2. DROP TABLET IN TANK.
3. WAIT SEVERAL MINUTES.
4. IF COLOR APPEARS IN BOWL,  
YOU HAVE A LEAK.

NOT FOR HUMAN CONSUMPTION  
NON-TOXIC

**SUBSIDENCE DISTRICTS' WATER DETECTIVE PROGRAM**

Copyright © 1993-2020 AM Conservation Group - All Rights Reserved