

# LEAGUE CITY FIRE DEPARTMENT

FIRE COST RECOVERY

# Purpose




PROPOSE NEW FIRE BILLING  
RATES



ADDED REVENUE TO THE CITY



CONSIDER INCREASING  
BILLIBLE ITEMS IN THE FUTURE



## What It Is and How It Is Calculated

An insurance score is a rating used to predict the likelihood that a customer will file an insurance claim. This score - as we noted above - is based on an analysis of a consumer's credit rating, and the method for calculating it varies from insurer to insurer. While many companies use proprietary formulas to calculate the scores, the factors used in the calculation include the customer's outstanding debt, length of credit history, payment history, amount of revolving credit versus amount of credit in the form of loans, available credit and monthly account balance.

Source: Insurance 101 by Investopedia

# How insurance is calculated




- 
- Bellaire FD
  - Humble FD
  - Santa Fe FD
  - Southeast FD
  - Victoria FD

Agencies near us that have Fire Recovery ordinances.

- **Your driving record**
- **How much you use your car.**
- **Where your car is parked and where you live.**
- **Your age**
- **Your Gender**
- **The car you drive**
- **Your credit**
- **The type and amount of coverage.**

**Source: Insurance Information Institute**




What  
determines  
the price of  
auto  
insurance  
policies?



- **Insurance only for the following:**

- I. Motor vehicle accidents
- II. Extrication
- III. Vehicle Fires
- IV. Boating accidents
- V. Aircraft Accidents
- VI. Helicopter landing zones for motor vehicle accident patients.
- VII. Technical Rescue incidents

How do we plan on billing?

- 
- **Insurance, company, or individual for the following:**
    - I. Gas Leaks caused by a contractor or construction crew.
    - II. Hazardous Materials Responses
    - III. Helicopter Landing Zones

How do we plan on billing?



# Proposed Fire Billing Rates

Incident types	Level 1 Incident	Level 2 Incident	Level 3 Incident
Motor vehicle accidents	\$ 1,332.12	\$ 1,332.12	\$ 1,562.25
Boating accidents	\$ 1,050.00	\$ 1,950.00	\$ 2,890.00
Aircraft accidents	\$ 1,000.00	\$ 1,400.00	\$ 1,600.00
Hazardous materials	\$ 1,575.05	\$ 2,183.29	\$ 5,433.47
Gas Leaks	\$ 1,332.12	\$ 1,720.02	\$ 1,720.02
Extrications	\$ 1,720.02		
Helicopter Landings	\$ 1,575.05		





# ADDITIONAL TIME ON SCENE PER HR.

<b>Additional time on scene</b>		
Engine and crew	\$ 1,332.12	Per hour
Truck and crew	\$ 1,382.05	Per hour
Fire Chief and engine	\$ 1,477.09	Per hour
Asst. Chief and engine	\$ 1,454.76	Per hour
Deputy Chief and engine	\$ 1,440.98	Per hour
Dep. Fire Marshal and engine	\$ 1,417.28	Per hour

# Other incident billing types

## Water incidents

Basic Response: Claim will include engine response, first responder assignment, perimeter establishment, evacuations, first responder set-up and command, scene safety and investigation (including possible patient contact, hazard control). This will be the most common "billing level". This occurs almost every time the District responds to a water incident.

### **Back country or special rescues:**

Itemized Response: Each incident will be billed with custom mitigation rates deemed usual, customary and reasonable (UCR). These incidents will be billed, itemized per apparatus per hour, per trained rescue person per hour, plus rescue products used.

Other incident  
billing types  
cont..

## **Fire investigations:**

- Scene safety
- Investigation
- Source Identification
- K-9/Arson Dog unit
- Identification equipment
- Mobile Detection Unit
- Fire Report



# Structure Fires

## **RESIDENTIAL FIRES:**

Most homeowners' policies written in the State of Texas do not provide coverage for fire departments to be reimbursed for services provided. Some mobile home policies provide coverage with up to a maximum of five hundred dollars.

## **COMMERCIAL FIRES:**

Commercial and apartment "building fires usually have some provisions for fire departments to be reimbursed for services provided under a section in the policy entitled Fire Department Services. Although it is not mandatory that this provision be written in commercial building policies, most do provide coverage. Coverage can range from one thousand to ten thousand dollars maximum per covered loss. Both residential and commercial building fires are billed per apparatus utilized at the incident, equipment used, and any expendable items. The average cost is \$2500.00 per hour on-scene time.

### Fire Mitigation Costs

		Overall Cost to City	Overhead Percentage	Calculations	Cost/Hr.	Cost Per Call	Hours at Incident	Total
Direct Cost	Fire Chief	209,923			100.92		0	\$ -
	(4) Volunteer Fire Fighters				50.00		0	-
	Assistant Fire Chief/Fire Marshal	170,552			82.00		0	-
	Assistant Fire Marshal	146,268			70.32		0	-
	Deputy Fire Marshal(s)	104,496			50.24		0	-
				Est. Call Volume		Cost Per Call		
Indirect Cost	Executive Assistant	90,747		2,350	90,747	38.62		38.62
	Quartermaster	71,642		2,350	71,642	30.49		30.49
	Fire (FY2024 Approved budget less personnel, vehicle maintenance, motor pool fees, gas and oil and public awareness)	1,627,530		2,350	1,627,530	692.57		692.57
						Cost Per Call		
Overhead Cost	Human Resources	1,109,541	0.44%	4,859	2.07	2.07		2.07
	Accounting	2,441,126	2%	54,416	23.16	23.16		23.16
	Budget	823,999	2%	18,368	8.83	8.83		8.83
	Purchasing	352,370	2%	7,855	3.78	3.78		3.78
	Communications	1,084,937	2%	24,185	11.63	11.63		11.63
	City Council	125,886	2%	2,806	1.35	1.35		1.35
	City Manager	655,930	2%	14,622	7.03	7.03		7.03
	City Attorney	741,494	2%	16,529	7.95	7.95		7.95
	City Secretary	491,948	2%	10,966	5.27	5.27		5.27
	City Auditor	137,691	2%	3,069	1.48	1.48		1.48
	Facilities	2,583,503	2%	57,590	27.69	27.69		27.69
	Information Technology	3,927,446	2%	87,548	42.09	42.09		42.09
				Est. Call Volume		Cost Per Call		
	Dispatch							
	Chief of Police	254,814	1.61%	28,325	4,098	0.14		0.14
	Assistant Chief of Police	226,521	33%	28,325	74,752	2.64		2.64
	Support Services Bureau Commander	211,575	25%	28,325	52,894	1.87		1.87
	Assistant Communications Manager	120,739	100%	28,325	120,739	4.26		4.26
	Communications Manager	142,159	100%	28,325	142,159	5.02		5.02
	Telecommunicators	110,538	100%	28,325	110,538	3.90		3.90
	Department Expense (2150000 - FY24 Adopted budget)	35,028	100%	28,325	35,028	1.24		1.24
Equipment	FEMA Rates	Type		Cost Code		Hourly Rate		
						0		-
								\$ 923.05
						Emergicon 18% fee		\$ 166.15
						<b>TOTAL</b>		<b>\$ 1,089.20</b>

Cost analysis with city overhead costs

# Out of City/District billing option

## **Bill Out of District Only Policy:**

**All responsible parties (Individuals & Companies) that live out-side the City Limits or taxing district of the service insurance carriers are billed.**

**No residents or businesses within the City Limits or taxing district are billed.**

**Service accepts what insurance will pay and all balances are written-off.**