

8. Reports from Staff Members

8A. Presentation of the Economic Development Report for the Quarter Ending June 2022 (Director of Economic Development)

Business Registrations

Jul20	Aug20	Sep20	Oct20	Nov20	Dec20	Jan21	Feb21	Mar21	Apr21	May21	Jun21	Total
7	8	6	8	3	7	4	4	3	4	3	16	23
Jul21	Aug21	Sep21	Oct21	Nov21	Dec21	Jan22	Feb22	Mar22	Apr22	May22	Jun22	Total
17	11	14	15	10	7	18	11	23	11	17	16	44

New Business Names/Types for FY 2022 Q3: April – Baywind Village; Matthew Shell CPA; Sprinkles in Pink Party Place; Cardinal Financial Company; Proveer at South Shore; Arbor Real Estate Group; Hap’s Cajun Meats & Market; Nations Reliable Lending; Liquor Zone; Magnolia Creek Dentistry; Action Behavior Center; May – EVALAXX; ASM Boutique; Barcenas Mexican Restaurant; Sami Grace; Caliber Collision; Genesis Boutique and Salon; Texas Gun Club; Bahama Mama; Flawless Diamonds; Spectrum Care; League City Counseling and Education Center; Choice One Construction and Roofing; Miru Seafood; Annes Pharmacy; 1 Signature Point Drive Apartment Homes; Blizzful Illuzienz; Junction Fuels; June – The Moorings; Ava’s Bistro; Outside Oasis Outdoor Living; Dark Knight Tattoo; Mixing House; (cont.)

*Note: Business Registrations are required for businesses that are **new**, **expanding** and/or experiencing a **change of ownership**.*

Business Registrations (Cont.)

Jul20	Aug20	Sep20	Oct20	Nov20	Dec20	Jan21	Feb21	Mar21	Apr21	May21	Jun21	Total
7	8	6	8	3	7	4	4	3	4	3	16	23
Jul21	Aug21	Sep21	Oct21	Nov21	Dec21	Jan22	Feb22	Mar22	Apr22	May22	Jun22	Total
17	11	14	15	10	7	18	11	23	11	17	16	44

New Business Names/Types for FY 2022 Q3: June (Cont.) – Fast Track Gas Station; Regus Management Group; Pet Bar; OptumServe Health Services; Homes by Melrose Builders; Neurocognitive Specialty Group; Fashion Nails; Advanced Imaging Management; Click Shipping; Jupeng Bio; Tuscan Lakes Family Dentistry

*Note: Business Registrations are required for businesses that are **new**, **expanding** and/or experiencing a **change of ownership**.*

Monthly Sales Tax Revenue

Apr-21	% Change from Previous Year	Apr-22	% Change from Previous Year
\$2,029,340.67	7.15%	\$2,346,292.05	15.62%
May-21		May-22	
\$3,186,280.01	28.13%	\$3,252,607.97	2.08%
Jun-21		Jun-22	
\$2,623,553.75	25.03%	\$2,700,870.04	2.95%

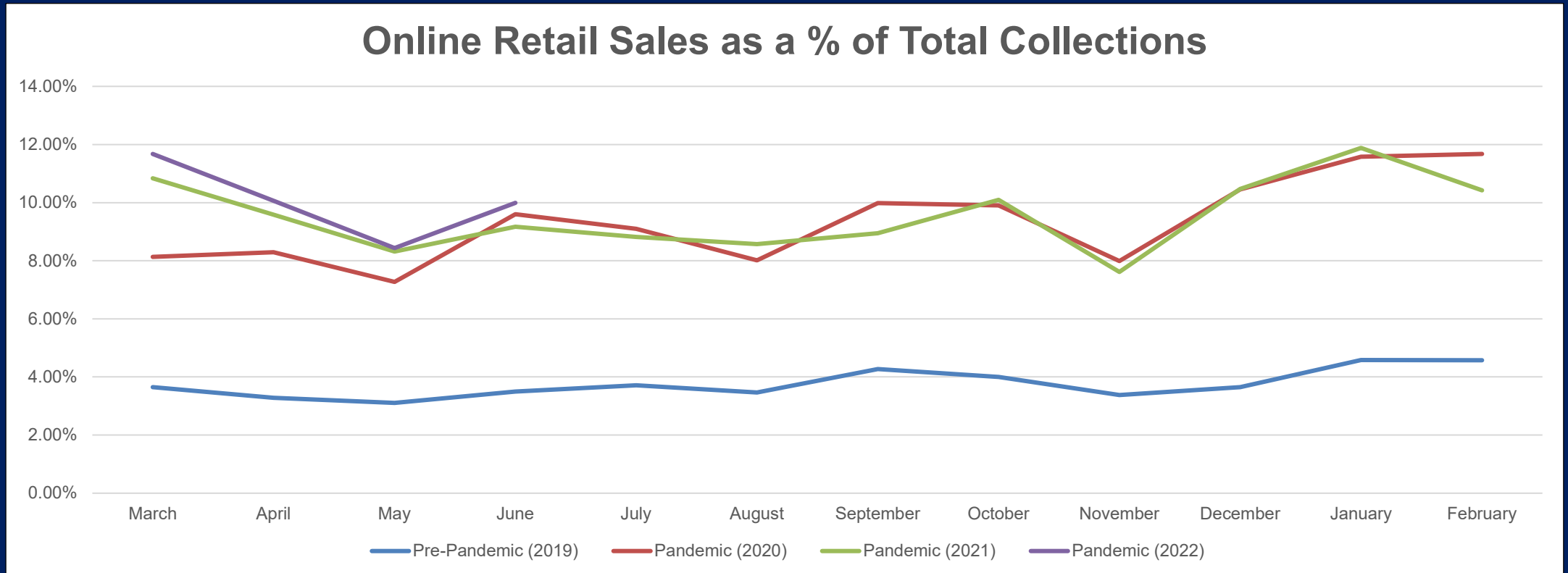
Online Retail Sales

Online Retail Sales as a percentage of **Total Retail Sales** continues to grow each year, increasing from **2.75%** in 2018 to **10.34%** in 2022. At this time, 1 out of every 10 dollars in sales tax revenue is generated online.

Online Retail Sales as a % of Total Collections					
Period	CY 2018	CY 2019	CY 2020	CY 2021	CY 2022
January	1.62%	5.18%	4.59%	11.58%	11.89%
February	1.31%	4.43%	4.57%	11.68%	10.42%
March	3.19%	3.65%	8.14%	10.84%	11.68%
April	1.43%	3.28%	8.29%	9.59%	10.06%
May	3.80%	3.10%	7.27%	8.32%	8.44%
June	3.02%	3.49%	9.60%	9.17%	9.99%
July	3.14%	3.71%	9.10%	8.82%	
August	2.72%	3.47%	8.01%	8.57%	
September	3.61%	4.27%	9.98%	8.95%	
October	3.35%	4.00%	9.90%	10.10%	
November	2.97%	3.37%	7.99%	7.62%	
December	3.21%	3.65%	10.46%	10.47%	
Total	2.75%	3.79%	8.04%	9.56%	10.34%

Online Retail Sales

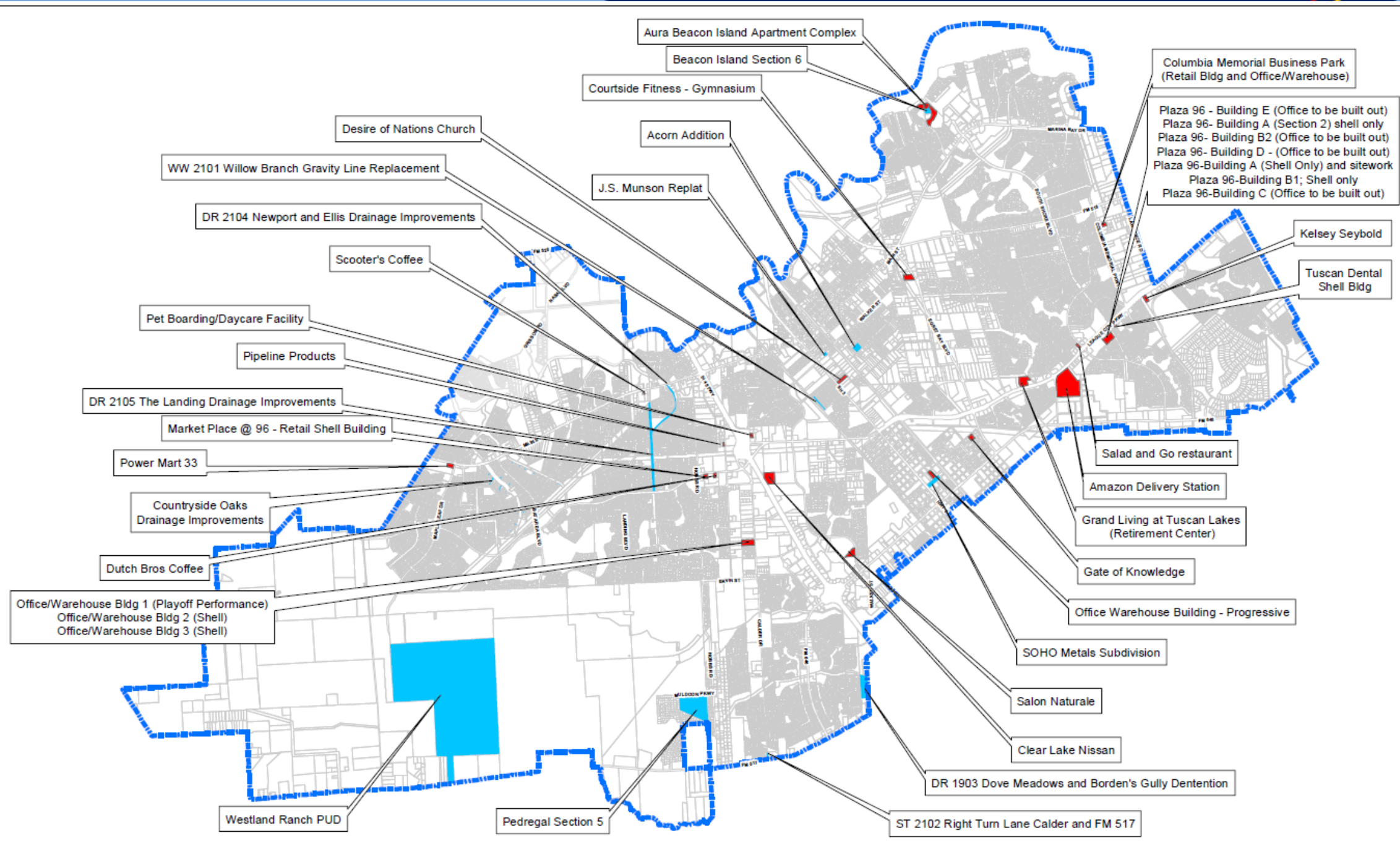
Online Retail Sales grew from **4 - 4.5%** before the COVID-19 Pandemic to **8 - 12%** after the beginning of the COVID-19 Pandemic.



New Commercial Investment

Jan-21	Jan-22
\$2,920,810	\$1,625,660
Feb-21	Feb-22
\$2,080,100	\$1,636,737
Mar-21	Mar-22
\$30,776,488	\$6,925,860
Apr-21	Apr-22
\$723,067	\$1,906,094
May-21	May-22*
\$438,699	\$10,026,196
Jun-21	Jun-22
\$26,088,403	\$1,836,000

* Includes \$6.4 million for a new *Kelsey Seybold Medical Clinic* and \$2.7 million for a *Gordon Food Service Store*.



New Commercial Investment – In Progress

Permit #	Project	Area	Address	% Complete
CB200221	Amazon Delivery Station	180,500 SQFT	2455 Tuscan Lakes	90%
CB200177	Market Place @ 96 - Retail Shell Building	10,153 SQFT	1921 W League City Pkwy	90%
CB210093	Pipeline Products (office/warehouse)	5,778 SQFT	1271 Butler Rd	90%
CB190253	Clear Lake Nissan Renovations	35,493 SQFT	2150 S Gulf Fwy	80%
CB210011	PetSuites of America -Pet Boarding/Daycare Facility	10,878 SQFT	1125 Calder	75%
CB210121	Grand Living at Tuscan Lakes (Retirement Center)	211,805 SQFT	1850 E League City Pkwy	65%
CB200195-205	Aura Beacon Island Apartment Complex	350,460 SQFT	2200 Beacon Circle	55%
CB210110	Office Warehouse Building - Progressive	8,490 SQFT	320 E Olive	40%
CB210134	Tuscan Dental - Shell Bldg	6,961 SQFT	2905 E League City Pkwy	40%
CB200139	Salon Naturale	4,214 SQFT	2924 W. Walker St.	40%
CB210065	Office/Warehouse Bldg 1 (Playoff Performance)	9,500 SQFT	2807 Calder Rd	25%
CB210067	Office/Warehouse Bldg 3 (Shell)	15,000 SQFT	2809 Calder Rd	20%
CB210039	Columbia Memorial Business Park (Office/Warehouse)	5,325 SQFT	397 Columbia Memorial Pkwy	20%
CB220056	Kelsey Seybold - New Clinic	16,835 SQFT	3525 E League City Pkwy	0%
CB210038	Columbia Memorial Business Park (Retail Bldg)	10,200 SQFT	395 Columbia Memorial Pkwy	0%
CB220025	Salad and Go restaurant	1,348 SQFT	2590 E League City Pkwy	0%

New Commercial Investment – In Review

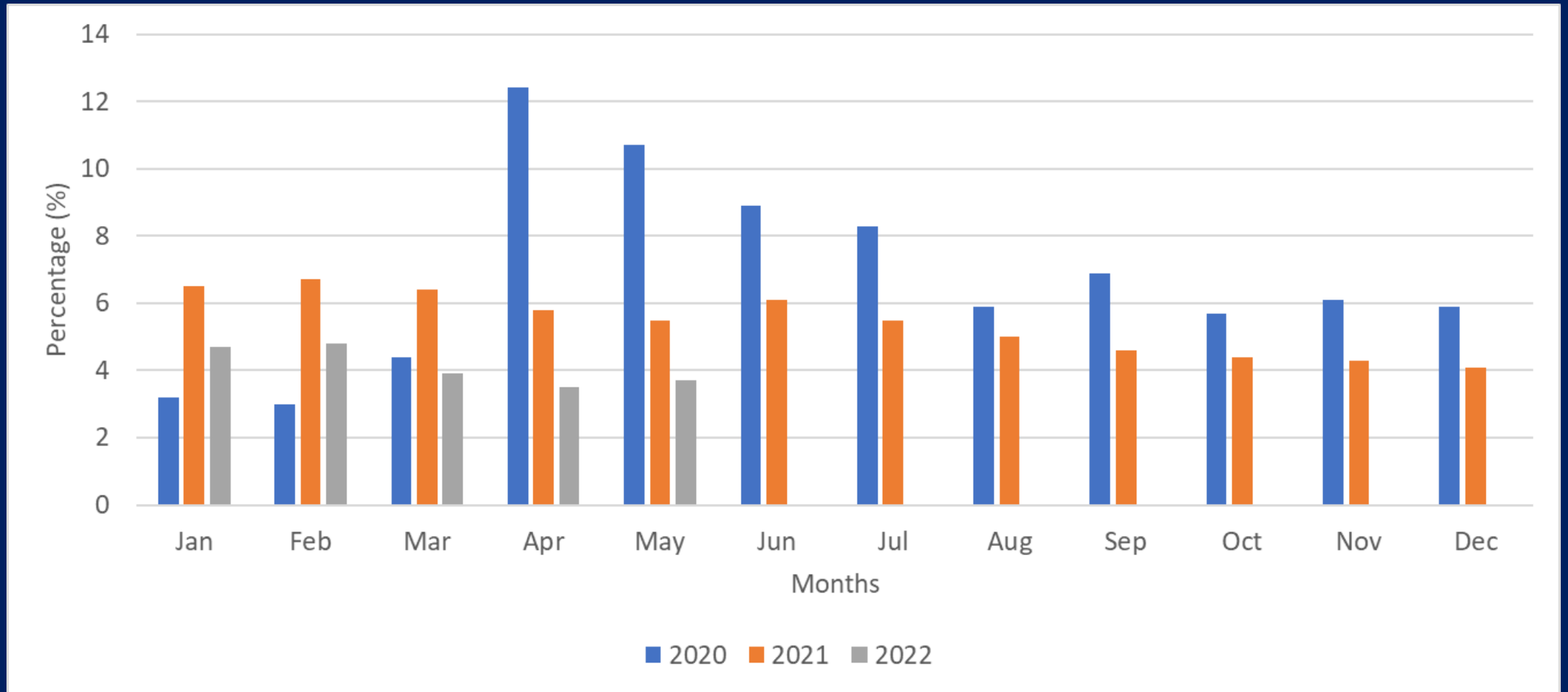
Permit #	Project	Area	Address
CB210117	Courtside Fitness - Gymnasium	27,904 SQFT	386 S Egret Bay Blvd
CB220064	Plaza 96- Building A (Section 2) shell only	18,920 SQFT	2845 E LC Pkwy
CB220037	Power Mart 33 – Convenience Store and Lease Space	12,600 SQFT	6205 W Main St
CB220060	Plaza 96-Building A (Shell Only) and sitework	10,554 SQFT	2815 E LC Pkwy
CB220061	Plaza 96-Building B1; Shell only	9,310 SQFT	2885 E LC Pkwy
CB210066	Office/Warehouse Bldg 2 (Shell)	8,800 SQFT	2805 Calder Rd
CB220062	Plaza 96-Building C (Office to be built out)	8,141 SQFT	2825 E LC Pkwy
CB220065	Plaza 96- Building D - (Office to be built out)	8,141 SQFT	2835 E LC Pkwy
CB220066	Plaza 96 - Building E (Office to be built out)	8,141 SQFT	2865 E LC Pkwy
CB210114	Gate of Knowledge (school and daycare)	7,200 SQFT	2619 Kentucky Ave
CB220067	Plaza 96- Building B2 (Office to be built out)	7,076 SQFT	2895 E LC Pkwy
CB210119	Desire of Nations Church	6,480 SQFT	824 S SH 3
CB220116	Dutch Bros Coffee	950 SQFT	1721 W League City Pkwy
CB220129	Scooter's Coffee	684 SQFT	2615 W Main St

Jobs Gained or Lost

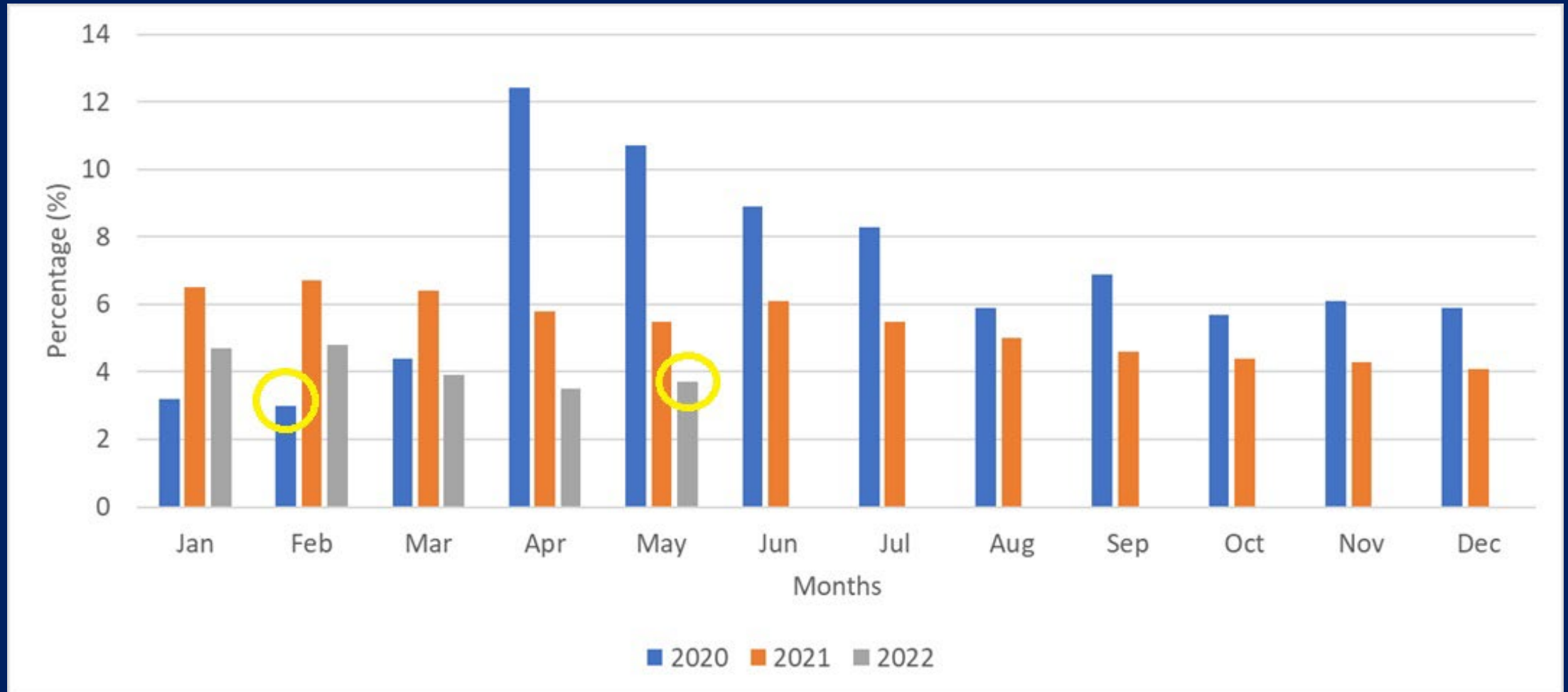
League City saw an **increase of 602 jobs** during the period between March 2021 and March 2022, mostly attributed to the transition out of the economic recession caused by the worldwide COVID-19 Pandemic. League City has consistently outperformed the United States and the State of Texas in previous quarters and this trend is projected to continue in 2022. *(Notes: All information is from Texas Workforce Solutions and has a three-month lag.)*

Geography	2020	2021	2022	Change 20-21	Change 21-22	% Change 20-21	% Change 21-22
League City	22,585	22,885	23,487	300	602	1.3%	2.6%
Galv. County	126,670	129,715	132,632	3,046	2,917	2.4%	2.2%
State	13,914,119	14,222,966	14,487,089	308,847	264,124	2.2%	1.9%
Nation	158,663,814	161,875,556	163,482,527	3,211,741	1,606,972	2.0%	1.0%

League City's Unemployment Rate



League City's Unemployment Rate



380 Agreement Balances

Entity	Contract Amount	Last Payment	Remaining Balance	Contract Ends
NewQuest Properties, Inc. <i>(aka Kroger Marketplace at Ninety-Six)</i>	\$741,727	\$20,285	\$0	12/31/2022
101 League City I45/646, L.P. <i>(aka "Pinnacle Park")</i>	\$9,346,000	\$40,038	\$6,735,467	12/31/2030
Clear Creek Point L.P. <i>(aka Riverview at Clear Creek)</i>	\$14,000,000	\$0*	\$14,000,000	11/30/2042

* Grantee must commence construction within 12 months of the effective start date (1/28/22).

Past Meetings

- ASCENDxTexas
- Citizens for Space Exploration
- ICSC RECon
- BIO International Convention
- Convention, Sports, and Entertainment Facility Conference
- TEDC Mid-Year Conference

Upcoming Meetings

- GRACE Conference
- Greater Houston Partnership Tour of League City
- Team Texas Economic Summit
- International Manufacturing Technology Show
- IEDC Annual Conference

Scott D. Livingston, CEcD, CPM

Director of Economic Development

281-554-1036

Scott.Livingston@leaguecitytx.gov

Devin DePascal

Economic Development Coordinator

281-554-1179

Devin.DePascal@leaguecitytx.gov