



Section 4B Industrial Development Corp  
Quarterly Investment Report  
As of June 30, 2016

Laddie Howard, President

Howard Jones, Vice President

James Waguespack, Secretary

John Towner, Treasurer

Andrew Peters, Board Member

Michael White, Board Member

Mark Knight, Board Member



Section 4B Industrial Development Corporation  
Quarterly Investment Report  
Ended June 30, 2016

The attached information comprises the quarterly investment report for the Section 4B Industrial Development Corporation, League City, Texas for the quarter ended June 30, 2016. The undersigned acknowledge that the Board's investment portfolio has been and is in compliance with the policies and strategies as contained in the Board's Investment Policy and also in compliance with the Public Funds Investment Act of the State of Texas. The annual review of the investment policy was approved by the Board on February 1, 2016.

A handwritten signature in blue ink, appearing to read "Laddie Howard", written over a horizontal line.

Laddie Howard, President

A handwritten signature in blue ink, appearing to read "Andrew Peters", written over a horizontal line.

Andrew Peters, Board Member

A handwritten signature in blue ink, appearing to read "Michael White", written over a horizontal line.

Michael White, Board Member

A handwritten signature in blue ink, appearing to read "James Waguespack", written over a horizontal line.

James Waguespack, Secretary

A handwritten signature in blue ink, appearing to read "Mark Knight", written over a horizontal line.

Mark Knight, Board Member

A handwritten signature in blue ink, appearing to read "John Towner", written over a horizontal line.

John Towner, Treasurer




Section 4B Industrial Development Corporation  
Quarterly Investment Report  
03/31/2016 -06/30/2016

The Public Funds Investment Act (PFIA), Texas Government Code, Chapter 2256 states that no less than quarterly, the Investment Officer(s) shall prepare and submit to the governing body a written report of investment transactions for all funds covered by the Act for the preceding period. Presentation of this report fulfills this requirement.

This report is in compliance with PFIA and adopted policy. All investments purchased meet the three basic tenets of the investment policy – investment safety is first, followed by liquidity and yield. The day to day management of the 4B's cash and investment position is the responsibility of the Assistant City Manager, the Assistant Director of Finance, and the Accounting Manager, who have been designated as the 4B's investment officers.

I hereby affirm that the investments contained in this report are in compliance with the investment policies as adopted by the City of League City, Texas and the 4B Industrial Development Corporation.



Rebecca Underhill, CPA - Asst. City Manager



Lonna Stein - Asst. Director of Finance



Quencelia Goins - Accounting Manager

Asset Category	Face Amount/Shares	Market Value	Book Value	% of Portfolio	YTM @ Cost	Days To Maturity
Cash in Bank	152,533.79	152,533.79	152,533.79	3.79	0.00	1
TexPool	3,868,799.55	3,868,799.55	3,868,799.55	96.21	0.36	1
<b>Total / Average</b>	<b>4,021,333.34</b>	<b>4,021,333.34</b>	<b>4,021,333.34</b>	<b>100.00</b>	<b>0.35</b>	<b>1</b>



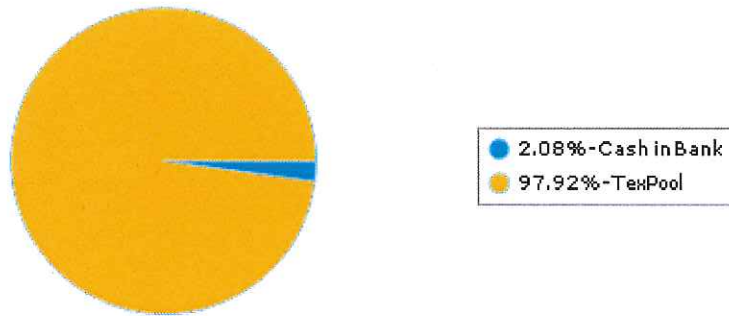
**City of League City**  
**Distribution by Asset Category - Book Value**  
**Report Group: 4B Industrial Development Corp**

Begin Date: 3/31/2016, End Date: 6/30/2016

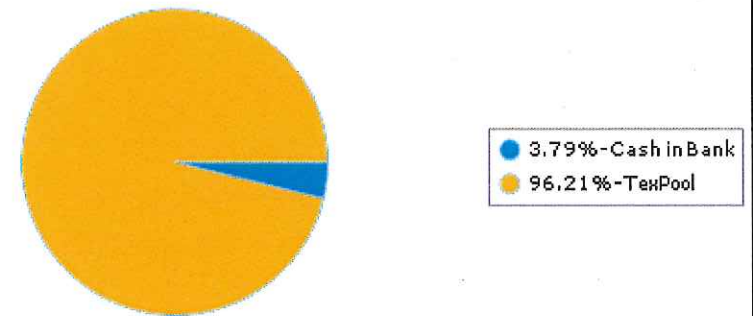
**Asset Category Allocation**

Asset Category	Book Value 3/31/2016	% of Portfolio 3/31/2016	Book Value 6/30/2016	% of Portfolio 6/30/2016
Cash in Bank	84,654.47	2.08	152,533.79	3.79
TexPool	3,990,598.64	97.92	3,868,799.55	96.21
<b>Total / Average</b>	<b>4,075,253.11</b>	<b>100.00</b>	<b>4,021,333.34</b>	<b>100.00</b>

**Portfolio Holdings as of 3/31/2016**



**Portfolio Holdings as of 6/30/2016**





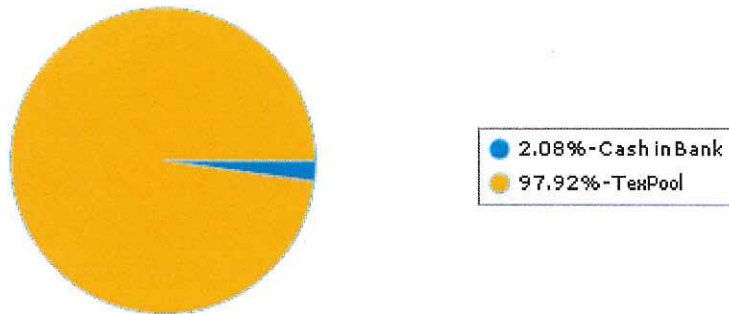
**City of League City**  
**Distribution by Asset Category - Market Value**  
**Report Group: 4B Industrial Development Corp**

Begin Date: 3/31/2016, End Date: 6/30/2016

**Asset Category Allocation**

Asset Category	Market Value 3/31/2016	% of Portfolio 3/31/2016	Market Value 6/30/2016	% of Portfolio 6/30/2016
Cash in Bank	84,654.47	2.08	152,533.79	3.79
TexPool	3,990,598.64	97.92	3,868,799.55	96.21
<b>Total / Average</b>	<b>4,075,253.11</b>	<b>100.00</b>	<b>4,021,333.34</b>	<b>100.00</b>

**Portfolio Holdings as of 3/31/2016**



**Portfolio Holdings as of 6/30/2016**

