

# **GUIDELINES FOR THE INSTALLATION OF SPEED HUMPS IN EXISTING NEIGHBORHOODS**

## **1. Request for Speed Hump**

If a resident of a neighborhood desires a speed hump on a residential street, he/she shall do the following:

- a. For Public Streets, the applicant will need to submit a written request to the City to conduct a Speed Study and for the installation of Speed Humps. The request should come from the neighborhood civic association, Board of Directors of the homeowner's association, or, in a residential area with no association (civic or homeowner's), by a petition of 51% of the front footage of property owners along the street where the speed humps are being proposed. The Speed Study request should be submitted to the City's Engineering Department and contain the following information:
  - i. Request for the speed hump(s) and an exhibit showing approximate locations of where the requested speed humps would be installed.
  - ii. A detailed description of the perceived problem.
  - iii. Contain both a statement that residents along the street have been contacted, and a listing of their comments (if any).
  - iv. A check in the amount of \$300.00 to cover the costs of the speed study.
- b. For Private Street speed humps
  - i. Applicant will need to coordinate directly with the City's Fire Marshal office.
  - ii. Any speed humps placed on private streets must adhere to City Standards contained in the policy.
  - iii. Installation and removal of speed humps on private streets is the sole responsibility of the private subdivision.

## **2. Analysis of Speed Hump Request**

The City shall perform a speed study and will provide the applicant with a final report outlining the following conditions:

- a. A speed and count study for each location in both directions on the roadway.
- b. Identification of cut-through traffic and potential for diversion of cut-through traffic somewhere else in the subdivision.
- c. Identification of impacts on existing trail systems and the trail system crossings.
- d. Identification of potential impacts on school and park traffic/pedestrians.
- e. Police Department and the Fire Department comments related to the request.

### 3. Applicant Requirements Based Upon Speed Study Findings

- a. If the 85<sup>th</sup> percentile speed is greater than 35 miles per hour (mph), the applicant's request will be put on the City Council agenda.
- b. If the 85<sup>th</sup> percentile speed is less than 35 mph, the applicant shall provide a petition with support from 2/3 of the homes on the street and have homeowner's/civic association approval. Upon receiving the petition, the speed hump request will be put on the City Council agenda.

### 4. Approval by City Council

After the analysis has been completed and all documentation has been provided to the City, the Engineering Director shall place the item on the Council agenda for action. The Director of Engineering shall make a recommendation as to which requests for speed humps are warranted and if multiple are requested, which should have priority based on the completed speed study and recommendations from the Fire Marshal and Police Department.

### 5. Payment of Speed Humps

The applicant will be responsible for the cost of the speed hump installation. Cost will vary by location and the number of speed humps being installed. Cost will consist of material cost for the actual speed hump, proper signage, poles, and the installation cost. Petition requests will be shared between with the signers of the petition.

The City will provide the homeowner's/civic associations with a cost estimate before placing the item on City Council agenda and all costs must be paid prior to the work order being issued for the installation of the speed humps.

### 6. Design of Speed Humps

The speed humps shall be designed in compliance with current City standards.

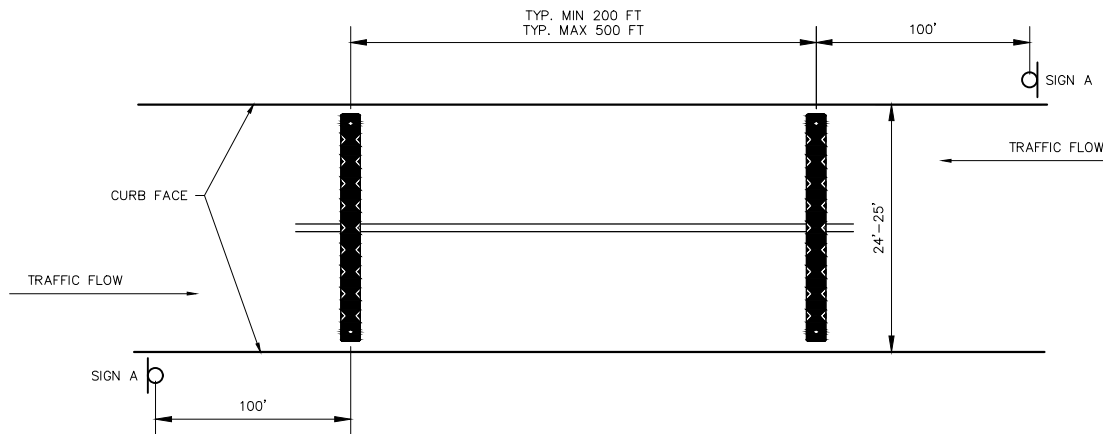
### 7. Removal of Speed Humps

If a resident of a neighborhood desires the removal of a speed hump on a residential street, he/she shall do the following:

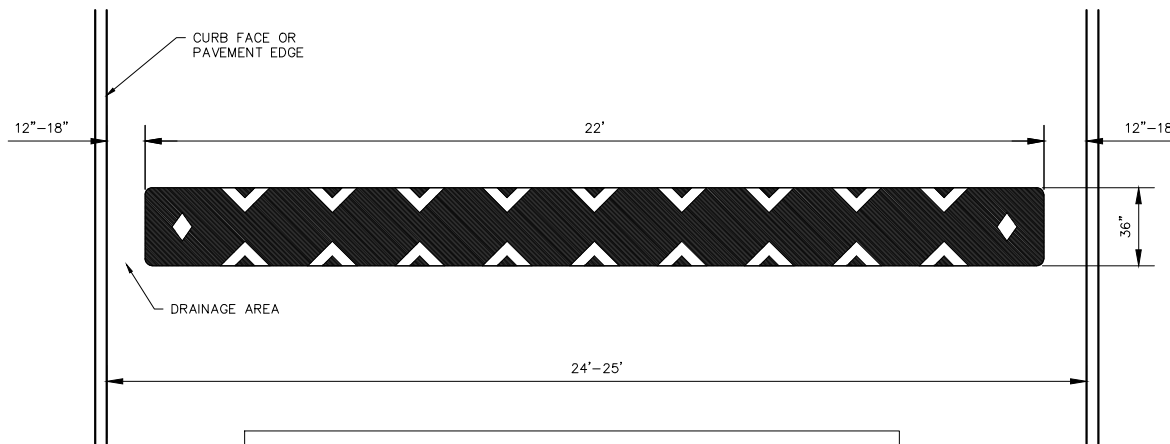
- a. For Public Streets, the applicant will need to submit a written request to the City for the removal of the existing speed humps. The request should come from the neighborhood civic association, Board of Directors of the homeowner's association, or, in a residential area with no association (civic or homeowner's), by a petition of 51% of the front footage of property owners along the street where the speed humps are being

proposed. The removal request should be submitted to the City's Engineering Department and contain the following information:

- i. Request for the removal of existing speed hump(s) and an exhibit showing approximate locations of where the speed humps are to be removed.
  - ii. A detailed description of the perceived problem.
  - iii. Contain both a statement that residents along the street that have been contacted, and a listing of their comments (if any).
- b. Removal of the speed hump(s) shall be 100% at the expense of the applicant.

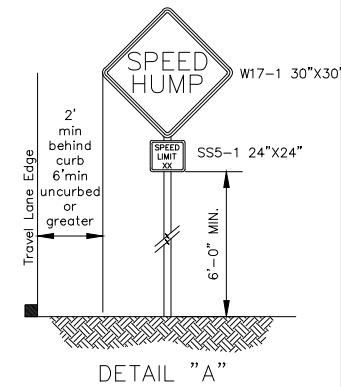


SIGNAGE NOTE:  
SIGNS SHALL BE INSTALLED AT LOCATIONS BY THE  
CITY'S TRAFFIC AND TRANSPORTATION DEPARTMENT IN  
ACCORDANCE WITH THE CITY'S STANDARDS.



Spacing between curb and Speed Breaker permits cyclists, skateboards, drainage, etc.

SLOW SPEED HUMP OR TRAFFIC CALMING AHEAD  
signs should be installed facing traffic flow



CITY OF LEAGUE CITY  
SPEED HUMP WARNING  
SIGN STANDARD LAYOUT

CITY OF  
LEAGUE CITY

Project No.	00000
Drawn	ARN
Scale	NTS
Sheet	00
Checked	CS
Date	OCT 2018