



Section 4B Industrial Development Corp
Quarterly Investment Report
As of March 31, 2019

Howard Jones, President

Malcolm Daly, Vice President

James Waguespack, Secretary

John Towner, Treasurer

William Kent, Board Member

Michael White, Board Member

Ross Richardson, Board Member



Section 4B Industrial Development Corporation
Quarterly Investment Report
Ended March 31, 2019

The attached information comprises the quarterly investment report for the Section 4B Industrial Development Corporation, League City, Texas for the quarter ended March 31, 2019. The undersigned acknowledge that the Board's investment portfolio has been and is in compliance with the policies and strategies as contained in the Board's Investment Policy and also in compliance with the Public Funds Investment Act of the State of Texas. The annual review of the investment policy was approved by the Board on February 5, 2018.

Howard Jones, President



Malcolm Daly, Vice President



James Waguespack, Secretary



John Towner, Treasurer



William Kent, Board Member

Michael White, Board Member

Ross Richardson, Board Member



Section 4B Industrial Development Corporation
Quarterly Investment Report
12/31/2018 - 03/31/2019



The Public Funds Investment Act (PFIA), Texas Government Code, Chapter 2256 states that no less than quarterly, the Investment Officer(s) shall prepare and submit to the governing body a written report of investment transactions for all funds covered by the Act for the preceding period. Presentation of this report fulfills this requirement.

This report is in compliance with PFIA and adopted policy. All investments purchased meet the three basic tenets of the investment policy – investment safety is first, followed by liquidity and yield. The day to day management of the 4B's cash and investment position is the responsibility of the Director of Finance, the Assistant Director of Finance, and the Treasury Manager, who have been designated as the 4B's investment officers.

I hereby affirm that the investments contained in this report are in compliance with the investment policies as adopted by the City of League City, Texas and the 4B Industrial Development Corporation.

Angie Steelman - Interim Director of Finance

Teresa McKenzie
Teresa McKenzie - Asst. Director of Finance

Quencelia Goins
Quencelia Goins - Treasury Manager

| Asset Category | Face Amount/Shares | Market Value | Book Value | % of Portfolio | YTM @ Cost | Days To Maturity |
|------------------------|---------------------|---------------------|---------------------|----------------|-------------|------------------|
| Cash in Bank | 37,332.01 | 37,332.01 | 37,332.01 | 0.50 | 0.00 | 1 |
| TexPool | 7,502,934.79 | 7,502,934.79 | 7,502,934.79 | 99.50 | 2.42 | 1 |
| Total / Average | 7,540,266.80 | 7,540,266.80 | 7,540,266.80 | 100.00 | 2.40 | 1 |

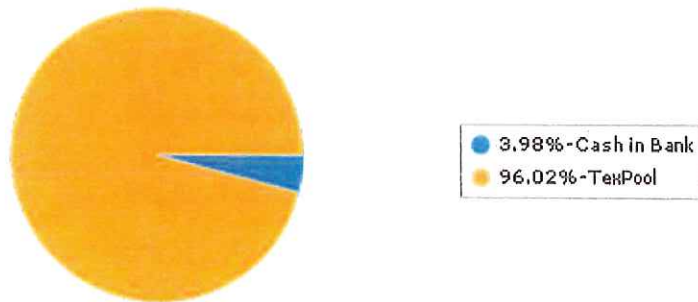


City of League City
Distribution by Asset Category - Book Value
Report Group: 4B Industrial Development Corp

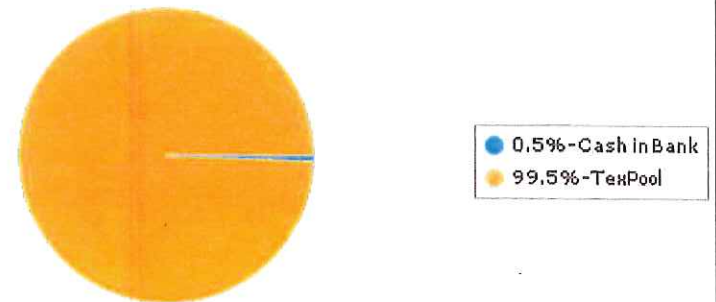
Begin Date: 12/31/2018, End Date: 3/31/2019

| Asset Category Allocation | | | | |
|---------------------------|--------------------------|------------------------------|-------------------------|-----------------------------|
| Asset Category | Book Value 12/31/2018 | % of Portfolio 12/31/2018 | Book Value 3/31/2019 | % of Portfolio 3/31/2019 |
| Cash in Bank | 274,940.59 | 3.98 | 37,332.01 | 0.50 |
| TexPool | 6,635,840.88 | 96.02 | 7,502,934.79 | 99.50 |
| Total / Average | 6,910,781.47 | 100.00 | 7,540,266.80 | 100.00 |

Portfolio Holdings as of 12/31/2018



Portfolio Holdings as of 3/31/2019



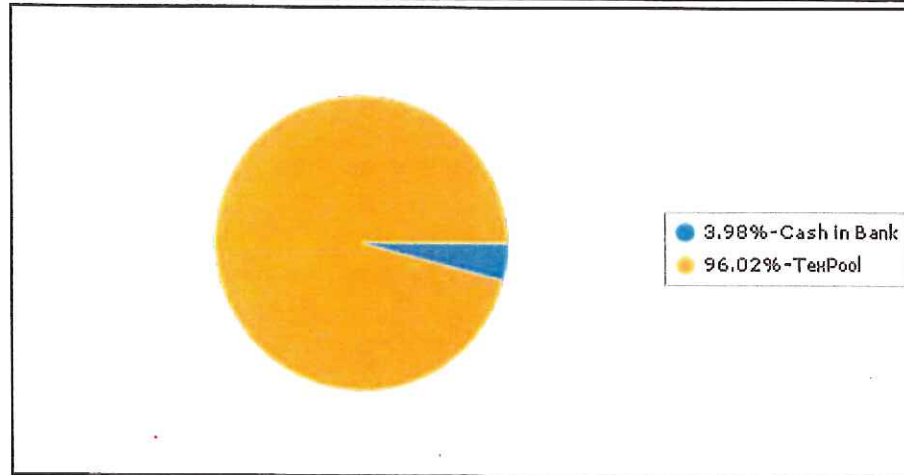


City of League City
Distribution by Asset Category - Market Value
Report Group: 4B Industrial Development Corp

Begin Date: 12/31/2018, End Date: 3/31/2019

| Asset Category Allocation | | | | |
|---------------------------|----------------------------|------------------------------|---------------------------|-----------------------------|
| Asset Category | Market Value 12/31/2018 | % of Portfolio 12/31/2018 | Market Value 3/31/2019 | % of Portfolio 3/31/2019 |
| Cash in Bank | 274,940.59 | 3.98 | 37,332.01 | 0.50 |
| TexPool | 6,635,840.88 | 96.02 | 7,502,934.79 | 99.50 |
| Total / Average | 6,910,781.47 | 100.00 | 7,540,266.80 | 100.00 |

Portfolio Holdings as of 12/31/2018



Portfolio Holdings as of 3/31/2019

