



Quarterly Investment Report

As of June 30, 2020

Pat Hallisey - Mayor

Todd Kinsey - Mayor Pro Tem

Andy Mann - Councilmember

Hank Dugie - Councilmember

Larry Millican - Councilmember

Greg Gripon - Councilmember

Chad Tressler - Councilmember

Nick Long - Councilmember

John Baumgartner – City Manager

Kristine Polian – Director of Finance



Compliance Certification

The undersigned have acknowledged that they have reviewed the June, 2020 Quarterly Investment Report for the City of League City. The City Officials designated as Investment Officers by the City's Investment Policy have signed a statement that certifies that all investments are in compliance with the Texas Public Funds Investment Act and the City's Investment Policy as adopted by City Council on June 25, 2019.

John Baumgartner – City Manager

Kristine Polian – Director of Finance

Gabe Allen – Finance Committee, Chair

Teresa McKenzie – Asst. Director of Finance

John VanDever Jr. - Finance Committee

Quencelia Goins - Treasury Manager

Traci Jacobs - Finance Committee

Paul Maaz - Finance Committee, Vice Chair

Vacant

Hank Dugie - Finance Committee

Charles Howard - Finance Committee

Nick Long - Finance Committee

Zak Kone - Finance Committee



CITY OF LEAGUE CITY, TEXAS

Quarterly Investment Report

03/31/2020 - 06/30/2020

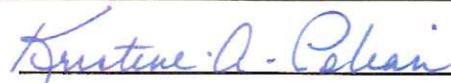
Under the Public Funds Investment Act (PFIA), the City is required to have City Council approved investment policies, defining authorized investments which are limited to those allowed by the Act. Quarterly reports are to be presented to the City Council to disclose the book and market values of the investments and to demonstrate compliance with the approved policy.

The City of League City is in compliance with PFIA and adopted policy. All investments purchased meet the three basic tenets of the investment policy – investment safety is first, followed by liquidity and yield.


The day to day management of the City's cash and investment position is the responsibility of the Director of Finance, Assistant Director of Finance and the Treasury Manager, who have been designated as the City's investment officers.

The investment activity of the City is reviewed by the Finance Committee prior to presentation to the City Council.


Asset Category	Face Amount/Shares	Market Value	Book Value	% of Portfolio	YTM @ Cost	Days To Maturity
Cash in Bank	1,652,809.82	1,652,809.82	1,652,809.82	0.90	0.16	1
Cert of Dep	31,031,555.73	31,031,555.73	31,031,555.73	16.98	1.42	235
Lone Star	3,175,580.14	3,175,580.14	3,175,580.14	1.74	0.19	1
Money Market	15,248,154.32	15,248,154.32	15,248,154.32	8.34	0.50	1
Security Inv	2,000,000.00	2,005,565.99	2,000,174.25	1.09	2.65	42
Texas Class	27,474,317.83	27,474,317.83	27,474,317.83	15.03	0.28	1
TexPool	74,188,326.12	74,188,326.12	74,188,326.12	40.59	0.21	1
TexSTAR	28,014,651.95	28,014,651.95	28,014,651.95	15.33	0.20	1
Total / Average	182,785,395.91	182,790,961.90	182,785,570.16	100.00	0.48	41




Kristine Polian - Director of Finance



Date



Quencelia Goins - Treasury Manager



Date



Teresa McKenzie - Asst. Director of Finance



Date

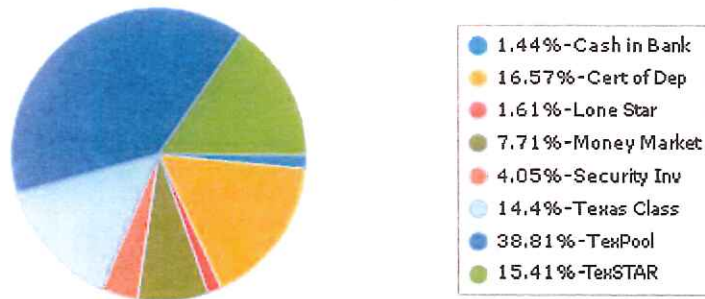


City of League City
Distribution by Asset Category - Book Value
Report Group: Quarterly Investment Report

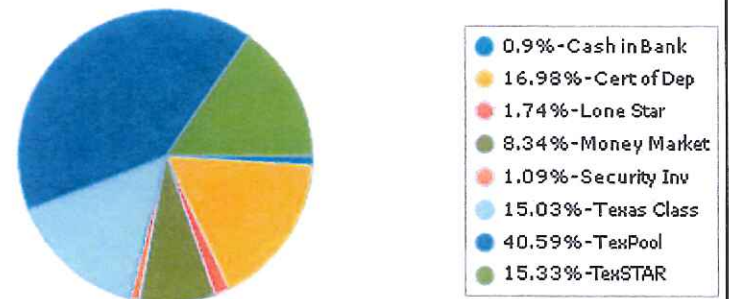
Begin Date: 3/31/2020, End Date: 6/30/2020

Asset Category Allocation				
Asset Category	Book Value 3/31/2020	% of Portfolio 3/31/2020	Book Value 6/30/2020	% of Portfolio 6/30/2020
Cash in Bank	2,852,535.37	1.44	1,652,809.82	0.90
Cert of Dep	32,714,381.81	16.57	31,031,555.73	16.98
Lone Star	3,172,783.71	1.61	3,175,580.14	1.74
Money Market	15,229,159.12	7.71	15,248,154.32	8.34
Security Inv	7,998,078.21	4.05	2,000,174.25	1.09
Texas Class	28,425,510.68	14.40	27,474,317.83	15.03
TexPool	76,635,883.86	38.81	74,188,326.12	40.59
TexSTAR	30,418,711.90	15.41	28,014,651.95	15.33
Total / Average	197,447,044.66	100.00	182,785,570.16	100.00

Portfolio Holdings as of 3/31/2020



Portfolio Holdings as of 6/30/2020



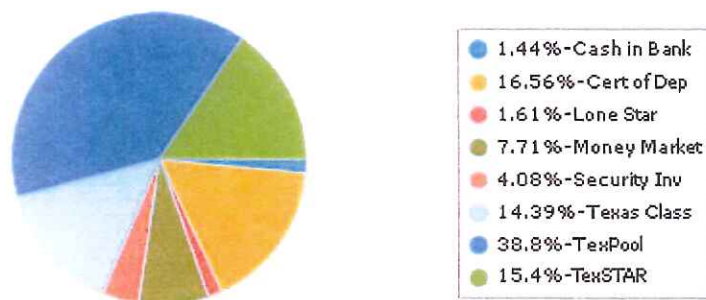


City of League City
Distribution by Asset Category - Market Value
Report Group: Quarterly Investment Report

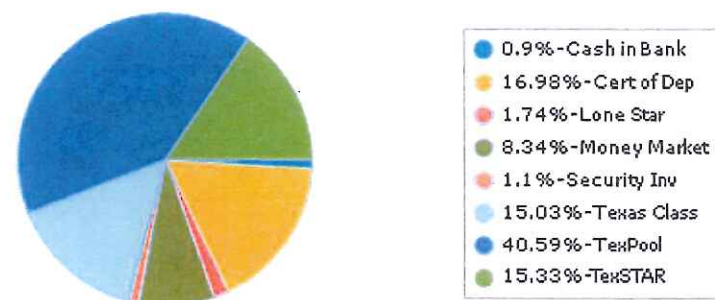
Begin Date: 3/31/2020, End Date: 6/30/2020

Asset Category Allocation				
Asset Category	Market Value 3/31/2020	% of Portfolio 3/31/2020	Market Value 6/30/2020	% of Portfolio 6/30/2020
Cash in Bank	2,852,535.37	1.44	1,652,809.82	0.90
Cert of Dep	32,714,381.81	16.56	31,031,555.73	16.98
Lone Star	3,172,783.71	1.61	3,175,580.14	1.74
Money Market	15,229,159.12	7.71	15,248,154.32	8.34
Security Inv	8,048,461.86	4.08	2,005,565.99	1.10
Texas Class	28,425,510.68	14.39	27,474,317.83	15.03
TexPool	76,635,883.86	38.80	74,188,326.12	40.59
TexSTAR	30,418,711.90	15.40	28,014,651.95	15.33
Total / Average	197,497,428.31	100.00	182,790,961.90	100.00

Portfolio Holdings as of 3/31/2020



Portfolio Holdings as of 6/30/2020



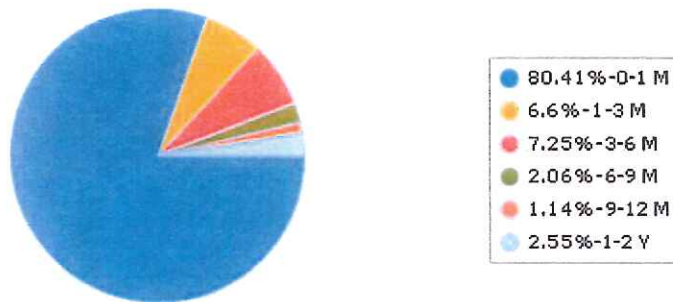


City of League City
Distribution by Maturity Range - Book Value
Report Group: Quarterly Investment Report

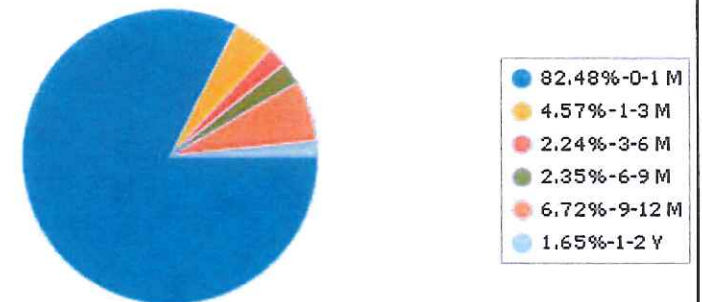
Begin Date: 3/31/2020, End Date: 6/30/2020

Maturity Range Allocation				
Maturity Range	Book Value 3/31/2020	% of Portfolio 3/31/2020	Book Value 6/30/2020	% of Portfolio 6/30/2020
0-1 Month	158,761,342.02	80.41	150,753,575.66	82.48
1-3 Months	13,025,957.02	6.60	8,355,122.74	4.57
3-6 Months	14,313,830.18	7.25	4,088,043.33	2.24
6-9 Months	4,064,056.32	2.06	4,291,298.97	2.35
9-12 Months	2,250,000.00	1.14	12,284,674.67	6.72
1-2 Years	5,031,859.12	2.55	3,012,854.79	1.65
Total / Average	197,447,044.66	100.00	182,785,570.16	100.00

Portfolio Holdings as of 3/31/2020



Portfolio Holdings as of 6/30/2020

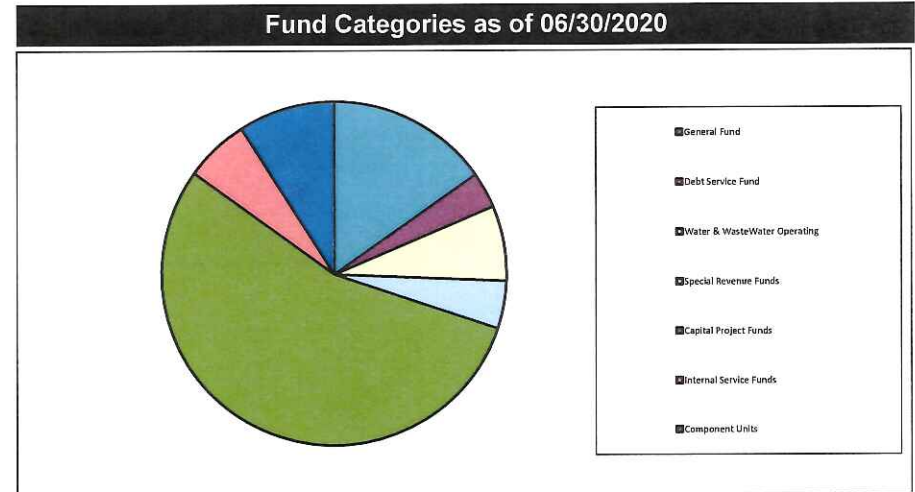
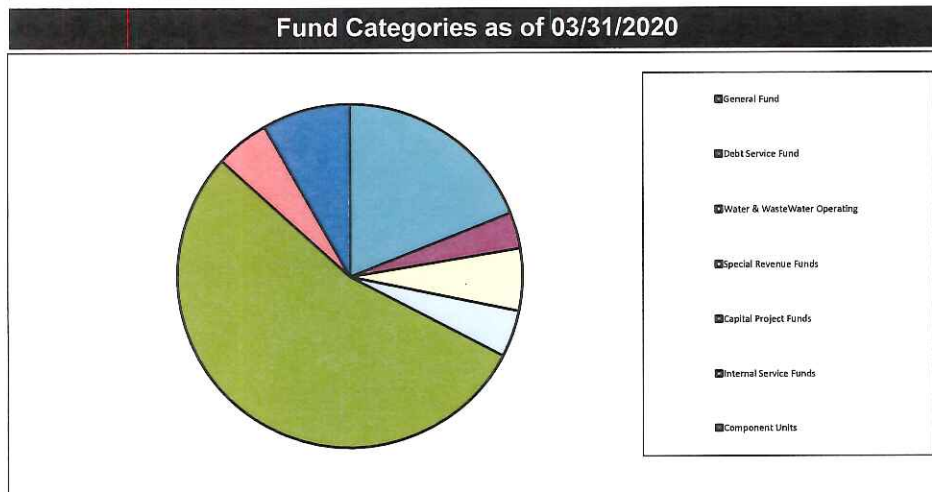




City of League City Distribution by Fund Categories Report Group: Quarterly Investment Report

Begin Date: 03/31/2020, End Date: 06/30/2020

Fund Categories Allocation				
Fund Categories	Book Value 03/31/2020	% of Portfolio 03/31/2020	Book Value 06/30/2020	% of Portfolio 06/30/2020
General Fund	37,481,340.82	18.98	27,870,354.94	15.25
Debt Service Fund	6,678,833.88	3.38	6,148,356.40	3.36
Water & WasteWater Operating	11,614,997.41	5.88	12,853,306.14	7.03
Special Revenue Funds	8,749,226.14	4.43	8,267,630.08	4.52
Capital Project Funds	106,625,687.76	54.00	100,166,754.55	54.80
Internal Service Funds	10,021,137.91	5.08	11,005,742.84	6.02
Component Units	16,275,820.74	8.24	16,473,425.21	9.01
Total / Average	197,447,044.66	100.00	182,785,570.16	100.00



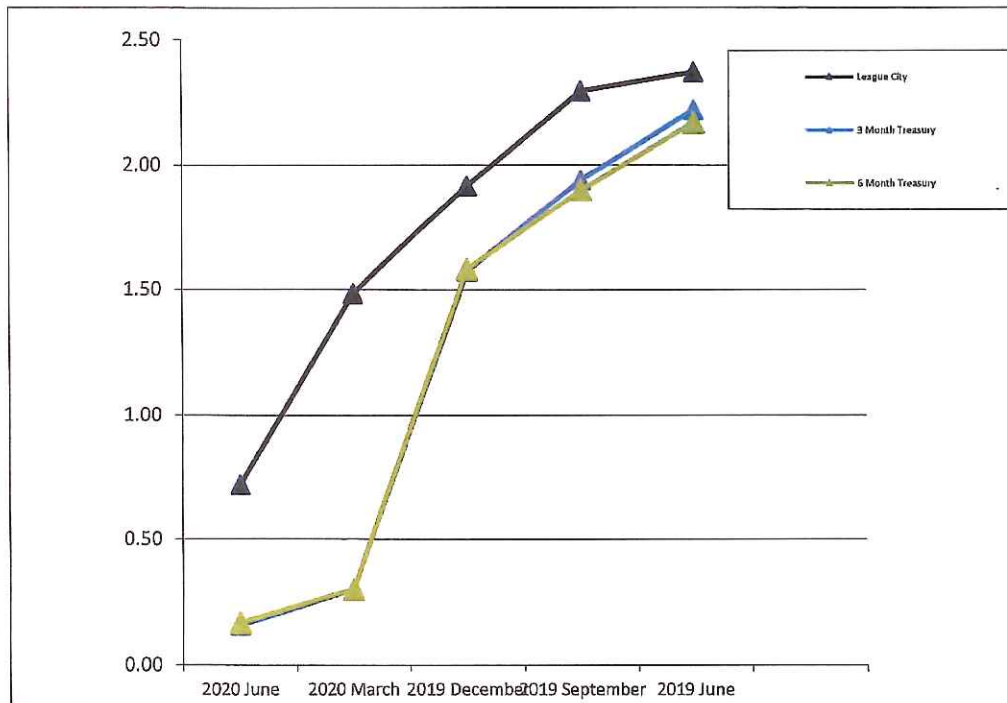


City of League City
Interest Income
Report Group: Quarterly Investment Report

Begin Date: 03/31/2020, End Date: 06/30/2020

Interest Income				
				Benchmark
Date Range	Ending Book Value	Interest Income	Weighted Average Yield	Treasury 3 Month Average
Current Quarter				
03/31/2020 - 06/30/2020	182,785,570.16	338,192.10	0.72	0.15
12/31/2019 - 03/31/2020	197,447,044.66	774,819.65	1.48	1.61
09/30/2019 - 12/31/2019	199,035,776.51	892,806.61	1.92	1.61
06/30/2019 - 09/30/2019	167,484,345.64	977,713.98	2.30	2.03
03/31/2019 - 06/30/2019	174,436,059.54	1,057,868.11	2.37	2.35

Yield Comparison



	Treasury	
	3 MONTH	6 MONTH
2020 June	0.16	0.17
May	0.13	0.15
April	0.14	1.56
2020 March	0.30	0.30
February	1.54	1.51
January	1.55	1.56
2019 December	1.57	1.58
November	1.57	1.59
October	1.69	1.67
2019 September	1.94	1.90
August	1.99	1.93
July	2.15	2.08
2019 June	2.22	2.17
May	2.40	2.42
April	2.43	2.46

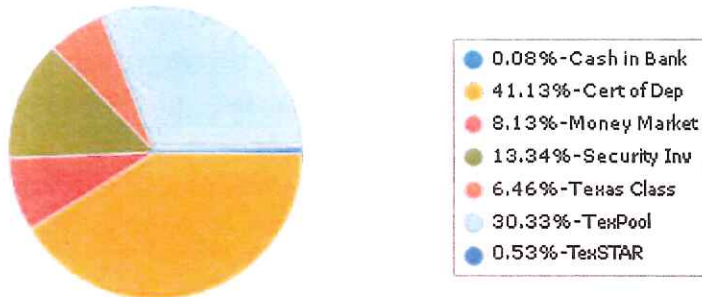


City of League City
Distribution by Asset Category - Book Value
0100 - 010 - General Fund

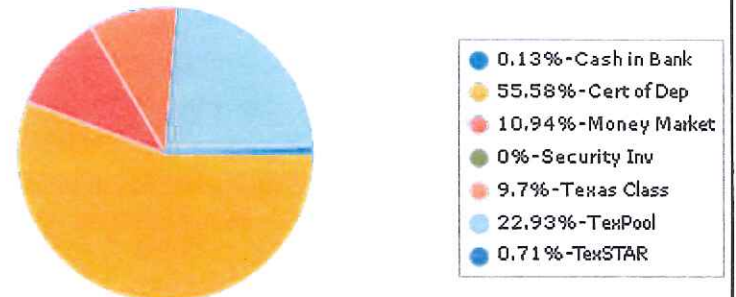
Begin Date: 3/31/2020, End Date: 6/30/2020

Asset Category Allocation				
Asset Category	Book Value 3/31/2020	% of Portfolio 3/31/2020	Book Value 6/30/2020	% of Portfolio 6/30/2020
Cash in Bank	31,481.93	0.08	35,828.25	0.13
Cert of Dep	15,414,550.95	41.13	15,490,363.80	55.58
Money Market	3,045,831.83	8.13	3,049,630.87	10.94
Security Inv	4,999,666.75	13.34	0.00	0.00
Texas Class	2,421,796.61	6.46	2,704,416.99	9.70
TexPool	11,369,330.59	30.33	6,391,286.56	22.93
TexSTAR	198,682.16	0.53	198,828.47	0.71
Total / Average	37,481,340.82	100.00	27,870,354.94	100.00

Portfolio Holdings as of 3/31/2020



Portfolio Holdings as of 6/30/2020



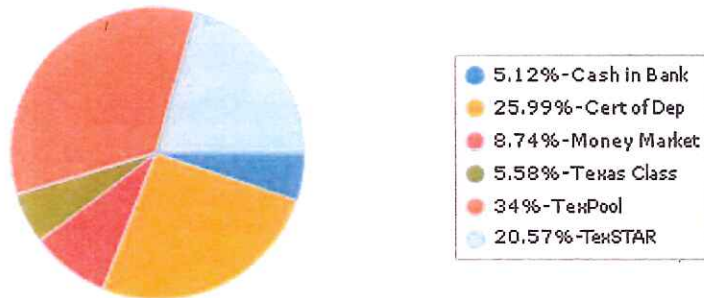


City of League City
Distribution by Asset Category - Book Value
Report Group: Water and WasteWater

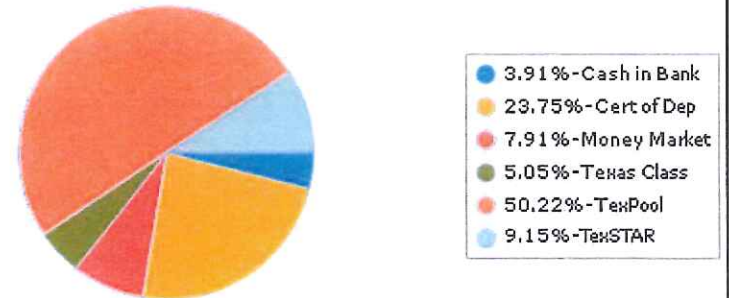
Begin Date: 3/31/2020, End Date: 6/30/2020

Asset Category Allocation				
Asset Category	Book Value 3/31/2020	% of Portfolio 3/31/2020	Book Value 6/30/2020	% of Portfolio 6/30/2020
Cash in Bank	594,285.96	5.12	502,959.89	3.91
Cert of Dep	3,018,288.28	25.99	3,052,789.65	23.75
Money Market	1,015,277.28	8.74	1,016,543.63	7.91
Texas Class	648,647.41	5.58	649,299.08	5.05
TexPool	3,949,215.48	34.00	6,455,562.25	50.22
TexSTAR	2,389,283.00	20.57	1,176,151.64	9.15
Total / Average	11,614,997.41	100.00	12,853,306.14	100.00

Portfolio Holdings as of 3/31/2020



Portfolio Holdings as of 6/30/2020



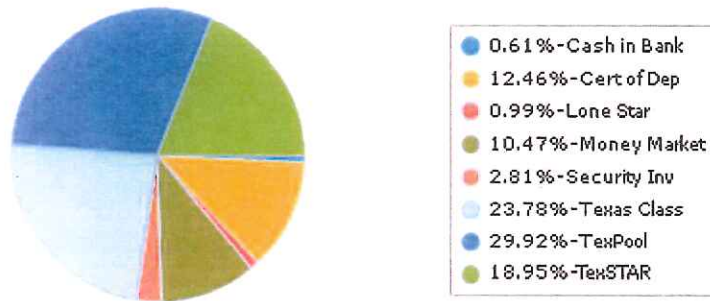


City of League City
Distribution by Asset Category - Book Value
Report Group: Capital Project Funds

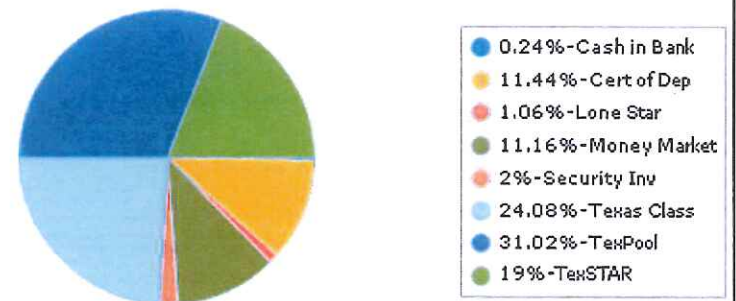
Begin Date: 3/31/2020, End Date: 6/30/2020

Asset Category Allocation				
Asset Category	Book Value 3/31/2020	% of Portfolio 3/31/2020	Book Value 6/30/2020	% of Portfolio 6/30/2020
Cash in Bank	653,310.06	0.61	242,293.16	0.24
Cert of Dep	13,281,542.58	12.46	11,464,069.93	11.44
Lone Star	1,057,455.09	0.99	1,058,387.11	1.06
Money Market	11,168,050.01	10.47	11,181,979.82	11.16
Security Inv	2,998,411.46	2.81	2,000,174.25	2.00
Texas Class	25,355,066.66	23.78	24,120,601.76	24.08
TexPool	31,903,765.04	29.92	31,067,846.41	31.02
TexSTAR	20,208,086.86	18.95	19,031,402.11	19.00
Total / Average	106,625,687.76	100.00	100,166,754.55	100.00

Portfolio Holdings as of 3/31/2020



Portfolio Holdings as of 6/30/2020





**City of League City
Portfolio Activity
Report Group: Quarterly Investment Report**

Begin Date: 03/31/2020, End Date: 06/30/2020

Purchases

Description	Cusip No.	Interest Rate	Settlement Date	Maturity Date	Face Amount	Shares
Certificate of Deposit						
East West Bank CD		0.600	05/01/2020	02/08/2021	2,029,242.68	Renewed
Bank OZK CD		0.460	06/18/2020	06/17/2021	10,243,323.61	Renewed

12,272,566.29

Money Market

0.00

US Agency

0.00

Total 12,272,566.29

Maturities

Description	Cusip No.	Maturity Date	Face Amount
Certificate of Deposit			
East West Bank CD		04/01/2020	2,000,000.00
East West Bank CD		05/01/2020	2,000,000.00
Bank OZK CD		06/20/2020	10,000,000.00

14,000,000.00

Money Market

0.00

US Agency

Matured/Called Date

FHLB	3130AECJ7	05/28/2020	1,000,000.00	Matured
T-Note	912828XY1	06/30/2020	5,000,000.00	Matured

6,000,000.00

Total 20,000,000.00



City of League City
Portfolio Inventory
 Report Group: Quarterly Investment Report

Begin Date: 03/31/2020, End Date: 06/30/2020

Investment Type	Description	Cusip No.	Settlement Date	Maturity Date	03/31/2020		06/30/2020		YTM @ Cost
					Book Value**	Market Value	Book Value**	Market Value	
Cash	Cash		n/a	n/a	2,852,535.37	2,852,535.37	1,652,809.82	1,652,809.82	0.150
	SubTotal / Cash				2,852,535.37	2,852,535.37	1,652,809.82	1,652,809.82	
Local Government Investment Pools									
	TexPool		n/a	n/a	76,635,883.86	76,635,883.86	74,188,326.12	74,188,326.12	1.003
	TexSTAR				30,418,711.90	30,418,711.90	28,014,651.95	28,014,651.95	0.957
	Texas Class		n/a	n/a	28,425,510.68	28,425,510.68	27,474,317.83	27,474,317.83	0.584
	Lonestar		n/a	n/a	3,172,783.71	3,172,783.71	3,175,580.14	3,175,580.14	1.107
	SubTotal / Local Government Investment Pool				138,652,890.15	138,652,890.15	132,852,876.04	132,852,876.04	
Certificate of Deposit									
	East West Bank		08/14/2019	04/01/2020	2,026,757.38	2,026,757.38	-	-	0.000
	East West Bank		08/14/2019	05/01/2020	2,025,859.68	2,025,859.68	-	-	0.000
	Bank OZK		06/20/2019	06/20/2020	10,000,000.00	10,000,000.00	-	-	0.000
	Independent Bank		08/13/2019	08/03/2020	2,020,708.63	2,020,708.63	2,030,922.90	2,030,922.90	2.460
	Prosperity Bank		09/04/2019	09/04/2020	1,102,592.12	1,102,592.12	1,108,135.21	1,108,135.21	2.000
	Prosperity Bank		09/12/2019	09/12/2020	1,009,931.72	1,009,931.72	1,015,008.97	1,015,008.97	2.000
	Prosperity Bank		09/17/2018	09/17/2020	3,182,616.84	3,182,616.84	3,200,616.89	3,200,616.89	2.250
	Central Bank		10/07/2019	10/06/2020	1,008,356.56	1,008,356.56	1,013,448.32	1,013,448.32	2.000
	Independent Bank		06/17/2019	10/17/2020	3,055,699.76	3,055,699.76	3,074,595.01	3,074,595.01	2.460
	Allegiance Bank		01/08/2020	01/07/2021	1,000,000.00	1,000,000.00	1,004,426.22	1,004,426.22	1.800
	Allegiance Bank		01/10/2020	01/11/2021	1,250,000.00	1,250,000.00	1,255,594.26	1,255,594.26	1.800
	East West Bank		05/01/2020	02/08/2021	-	-	2,031,278.49	2,031,278.49	0.600
	Allegiance Bank		10/25/2019	04/25/2021	1,027,073.92	1,027,073.92	1,031,819.22	1,031,819.22	2.200
	Allegiance Bank		10/28/2019	04/28/2021	1,004,785.20	1,004,785.20	1,009,531.84	1,009,531.84	2.200
	Allegiance Bank		06/18/2020	06/17/2021	-	-	10,243,323.61	10,243,323.61	0.460
	Allegiance Bank		03/02/2020	09/02/2021	3,000,000.00	3,000,000.00	3,012,854.79	3,012,854.79	1.700
	SubTotal / Local Government Investment Pool				32,714,381.81	32,714,381.81	31,031,555.73	31,031,555.73	
Money Market			06/20/2019	N/A	15,229,159.12	15,229,159.12	15,248,154.32	15,248,154.32	0.500
	SubTotal / Money Market				15,229,159.12	15,229,159.12	15,248,154.32	15,248,154.32	



City of League City
Portfolio Inventory
 Report Group: Quarterly Investment Report

Begin Date: 03/31/2020, End Date: 06/30/2020

Investment Type				03/31/2020		06/30/2020		YTM @ Cost
Description	Cusip No.	Settlement Date	Maturity Date	Book Value**	Market Value	Book Value**	Market Value	
Security Inv								
Municipal Bonds								
				-	-	-	-	
SubTotal / Municipal				-	-	-	-	
US Agency								
FHLB	3130AECJ7	06/13/2018	05/28/2020	1,000,097.34	1,003,562.00	-	-	0.000
T-Note	912828XY1	03/08/2019	06/01/3020	4,999,666.75	5,029,780.30	-	-	0.000
FHLMC	3134GBVN9	07/11/2018	07/10/2020	997,328.39	1,003,495.72	999,735.48	1,000,366.26	2.649
FHLB	313370US5	08/15/2018	09/11/2020	1,000,985.73	1,011,623.84	1,000,438.77	1,005,199.73	2.647
SubTotal / US Agency				7,998,078.21	8,048,461.86	2,000,174.25	2,005,565.99	
SubTotal / Security Inv				7,998,078.21	8,048,461.86	2,000,174.25	2,005,565.99	
Total / Average				197,447,044.66	197,497,428.31	182,785,570.16	182,790,961.90	



City of League City
Pledged Collateral
 Report Group: Quarterly Investment Report

Begin Date: 03/31/2020, End Date: 06/30/2020

Investments

Description	Market Value
Wells Fargo Cash (End of Day Ledger Balance)	2,148,121.11
	<u>2,148,121.11</u>
 Alliance Bank - Certificate of Deposit	 7,314,226.33
Alliance Bank - Accrued Interest	<u>19,911.52</u>
	7,334,137.85
 Prosperity Bank - Certificate of Deposit	 5,323,781.07
Accrued Interest	<u>5,144.68</u>
	5,328,925.75
 Bank OZK - Certificate of Deposit	 10,243,323.61
Accrued Interest	<u>1,678.39</u>
	10,245,002.00
 Independent Bank - Certificate of Deposit	 5,105,517.91
Accrued Interest	<u>8,169.00</u>
	5,113,686.91
 East West Bank - Certificate of Deposit	 2,031,278.49
Accrued Interest	<u>0.00</u>
	2,031,278.49
 Central Bank - Certificate of Deposit	 1,013,448.32
Accrued Interest	<u>1,277.23</u>
	1,014,725.55
 NexBank - Money Market	 15,248,154.32
Accrued Interest	<u>0.00</u>
	15,248,154.32
Total	48,464,011.98

Collateral

Description	Market Value	Collateralized Percentage
Pledged Securities	5,106,967.13	
FDIC Coverage	<u>250,000.00</u>	
	5,356,967.13	249.47%
 Pledged Securities	 7,275,000.00	
FDIC Coverage	<u>250,000.00</u>	
	7,525,000.00	102.80%
 Pledged Securities	 5,548,928.36	
FDIC Coverage	<u>250,000.00</u>	
	5,798,928.36	127.59%
 Pledged Securities	 13,000,000.00	
FDIC Coverage	<u>13,000,000.00</u>	
	13,000,000.00	126.89%
 Pledged Securities	 5,310,000.00	
FDIC Coverage	<u>250,000.00</u>	
	5,560,000.00	108.73%
 Pledged Securities	 2,000,000.00	
FDIC Coverage	<u>250,000.00</u>	
	2,250,000.00	110.77%
 Pledged Securities	 1,014,781.08	
FDIC Coverage	<u>250,000.00</u>	
	1,264,781.08	124.84%
 Pledged Securities	 N/A	
FDIC Coverage	<u>16,250,000.00</u>	
	16,250,000.00	106.57%
Total	54,492,895.49	112.44%

Investment Policy

Collateralization must be 102% of the Market Value

Collateralization is required on three types of Investments: Cash, Certificate of Deposit, and Repurchase (and reverse) Agreements. In order to anticipate market changes and provide a level of security for all funds, the collateralization level will be 102% of the market value of principal and accrued interest.